



2013 COLLEGE CUP
MENS 1.6 K CLASSIC SPRINT

RESULTS

SOLDIER HOLLOW UT
TUNA

START: 10:00
DATE: 01/02/2013
RACE#: 2013CC-2

JURY

TECHNICAL DATA

TD	()						
CHIEF OF RACE	()	HD	0 m	TEMP			
JURY MEMBERS	()	MC	0 m	AIR: 0		0.00	
	()	TC	0 m	SNOW 0			

PL	BIB	NAME	HOME TOWN	TEAM	TIME	PLC	FINAL	PTS
1	60	HAVLICK, Miles '89	,	UU	2:53.60	(0)	66.00	
2	108	BELLET, Noe '92	,	UU	2:54.80	(0)	65.00	
3	217	MARKSET, Trygve '89	,	DU	2:56.10	(0)	64.00	
4	27	MCCREREY, Tucker '93	FRISCO, CO	UU	2:57.60	(0)	63.00	
5	17	HANNEMAN, Logan '93	FAIRBANKS, AK	UAF	2:58.00	(0)	62.00	
6	31	MORGAN, Cole '94	KETCHUM, ID	UVM	2:58.10	(0)	60.50	
6	88	BOWLER, Chris '90	WAUSAU, WI	NMU	2:58.10	(0)	60.50	
8	52	PERSSON, Niklas '92	,	UU	2:58.30	(0)	0.00	
9	29	SCHULZ, Alex '90	JOHNSON, VT	DAR	2:58.70	(0)	59.00	
10	30	TARLING, Sam '90	FORSIDE, ME	DAR	2:59.30	(0)	58.00	
11	25	BUETOW, Jordan '90	LEWISTON, ME	BAT	2:59.80	(0)	57.00	
12	202	SOERLUND, Kristian '87	,	DU	2:59.90	(0)	56.00	
13	68	CARTWRIGHT, George '91	,	NMU	3:00.40	(0)	55.00	
14	204	MOELGAARD-NIELSEN, Lasse '86	,	UAA	3:00.50	(0)	54.00	
15	9	NORRIS, David '90	BOZEMAN, MT	MSU	3:01.30	(0)	52.50	
15	104	JOHNSTON, Galen '90	,	UAA	3:01.30	(0)	52.50	
17	26	KORNFIELD, Tyler '91	FAIRBANKS, AK	UAF	3:01.40	(0)	51.00	
18	22	MICHAUD, Nicholas '92	,	BAT	3:01.60	(0)	50.00	
19	58	DOUGHERTY, Andrew '91	DENVER, CO	DU	3:02.00	(0)	49.00	
20	59	HAMILTON, Alex '92	TRUCKEE, CA	BAT	3:02.90	(0)	48.00	
21	45	TALBOT, Silas '92	ANCHORAGE, AK	DAR	3:03.50	(0)	47.00	
22	64	MANGAN, Steve '92	HONOYE FALLS, NY	DAR	3:03.70	(0)	0.00	
23	61	BECHTIGER, Raphael '92	,	MTU	3:04.10	(0)	46.00	
24	119	LACY, Scott '91	HANOVER, NH	DAR	3:04.30	(0)	0.00	
25	62	MCGARTHWAITE, Dylan '93	HAYWARD, WI	MID	3:04.40	(0)	45.00	
26	129	HUGUS, Benjamin '91	MARQUETTE, MI	NMU	3:04.60	(0)	44.00	
27	35	DIXON, John '90	SHELBURNE, VT	CBC	3:04.90	(0)	43.00	
28	67	PHELAN, Scott '91	SUN VALLEY, ID	MSU	3:05.00	(0)	42.00	
29	209	TREINEN, Lex '90	FAIRBANKS, AK	UAF	3:05.20	(0)	41.00	
30	69	FAGERSTROM, Erik '90	EDEN PRAIRIE, MN	DAR	3:05.30	(0)	0.00	
31	63	RYBKIN, Vanya '93	FAIRBANKS, AK	WIL	3:05.50	(0)	40.00	
32	107	SPRINGER, John '92	DURHAM, NH	UNH	3:06.20	(0)	39.00	
33	47	BRAENMARK, Viktor '92	,	UAA	3:06.30	(0)	38.00	
33	91	SOEDERMAN, Erik '90	MARQUETTE, MI	NMU	3:06.30	(0)	0.00	
35	116	ULSUND, Einar '88	,	UU	3:06.40	(0)	0.00	
36	113	WOODS, Sean '92	GYPSUM, CO	BAT	3:07.00	(0)	0.00	
37	86	VIGERS, Michael '93	BOULDER, CO	CU	3:07.50	(0)	37.00	
38	121	BRATRUD, Kyle '93	MARQUETTE, MI	NMU	3:07.60	(0)	0.00	
39	163	ARNOLD, Andrew '91	,	UAF	3:08.10	(0)	0.00	
40	83	HAJDUKOVICH, Stefan '93	FAIRBANKS, AK	UAF	3:08.20	(0)	0.00	
41	103	MILLIKEN, Lucas '90	NORTH YARMOUTH, ME	BAT	3:08.30	(0)	0.00	



PL	BIB	NAME	HOME TOWN	TEAM	TIME	PLC	FINAL	PTS
42	87	MADDEN, Patrick '91	BEND,OR	MSU	3:08.50	(0)	35.50	
42	122	GESIOR, Luke '90	HOUGHTON,MI	MTU	3:08.50	(0)	35.50	
44	200	NIESS, Pierre '88	,	UNM	3:08.90	(0)	34.00	
45	85	WICHERSKI, Will '93	BOISE,ID	WIL	3:09.30	(0)	33.00	
46	100	RYERSON, Anthony '90	CAMBRIDGE,MA	HAR	3:09.60	(0)	32.00	
47	210	SCHALLINGER, Michael '89	,	MSU	3:09.70	(0)	0.00	
48	40	VON THADEN, Charlie '93	STEAMBOAT	CU	3:10.10	(0)	31.00	
49	101	REED, Sam '93	KEENE,NH	UNH	3:11.00	(0)	30.00	
50	142	ELFSTROM, Sam '94	,	NMU	3:11.30	(0)	0.00	
51	71	PATTERSON, Scott '92	ANCHORAGE,AK	UVM	3:11.50	(0)	29.00	
52	75	STEELE, Jack '93	SUN VALLEY,ID	MID	3:11.70	(0)	28.00	
52	115	RABON, Thomas '94	TURNER,ME	DAR	3:11.70	(0)	0.00	
54	105	BROMLEY, Luke '91	,	MSU	3:12.90	(0)	0.00	
55	213	EBNER, Lukas '90	,	UAA	3:14.50	(0)	0.00	
56	90	HANSON, Kyle '94	FAIRBANKS,AK	MTU	3:14.70	(0)	0.00	
56	106	WONG, Matthew '91	HOUGHTON,MI	MTU	3:14.70	(0)	27.00	
58	149	DUNLAP, Davis '92	,	UAA	3:15.30	(0)	0.00	
59	201	CRIMP, James '91	,	BOW	3:15.40	(0)	26.00	
60	137	BREWER, Kenneth '92	,	UAF	3:16.00	(0)	0.00	
61	205	WOODBECK, Jay '91	,	MTU	3:16.20	(0)	0.00	
62	164	DU PASQUIER, Arnaud '92	,	CU	3:17.10	(0)	25.00	
63	211	MORGAN, Jake '90	,	CSS	3:17.30	(0)	24.00	
64	141	HOEFLER, Erich '95	,	UAF	3:19.90	(0)	0.00	
65	132	BROWN, Rogan '91	DURANGO,CO	UVM	3:20.60	(0)	23.00	
66	214	BLANKENSHIP, Joshua '93	,	GAC	3:20.90	(0)	22.00	
67	156	MEYER, Will '93	BOZEMAN,MT	UNH	3:21.40	(0)	21.00	
68	151	HARRER, Corky '92	STRATTON	BAT	3:22.70	(0)	0.00	
69	126	GLEN, John '94	ANCHORAGE,AK	UAA	3:25.40	(0)	0.00	
70	207	DEANGELIS, Tyler '93	,	BOW	3:29.40	(0)	20.00	
71	169	BREWSTER, Brandon '93	,	UAA	3:33.10	(0)	0.00	
72	124	NEAL, Robert '91	JACKSON,WY	MID	3:38.10	(0)	19.00	

72





2013 COLLEGE CUP
WOMENS 1.4K CLASSIC SPRINT

RESULTS

SOLDIER HOLLOW UT
TUNA

START: 09:00
DATE: 01/02/2013
RACE#: 2013CC-1

JURY

TECHNICAL DATA

TD	()						
CHIEF OF RACE	()	HD	0 m	TEMP			
JURY MEMBERS	()	MC	0 m	AIR: 0		0.00	
	()	TC	0 m	SNOW 0			

PL	BIB	NAME	HOME TOWN	TEAM	TIME	PLC	FINAL	PTS
1	277	GUINEY, Elizabeth '91	PARK CITY,UT	UNH	3:31.70	(0)	66.00	
2	257	HART, Annie '92	STILLWATER,MN	DAR	3:34.60	(0)	65.00	
3	248	STOCK, Corey '94	LINCOLN,MA	DAR	3:34.70	(0)	63.00	
3	256	SPRECHER, Patricia '91	,	UAA	3:34.70	(0)	63.00	
3	322	POKORNY, Annie '92	MIDDLEBURY,VT	MID	3:34.70	(0)	63.00	
6	296	KEMP, Rose '90	,	UU	3:34.80	(0)	61.00	
7	275	MOONEY, Heather '94	PERU,VT	MID	3:35.30	(0)	60.00	
8	267	HAJKOVA, Eliska '88	CARIBOU,ME	CU	3:36.90	(0)	59.00	
9	278	TYLER, Parker '89	,	UU	3:37.50	(0)	58.00	
10	315	BLACKMER, Emily '89	,	DAR	3:38.20	(0)	56.50	
10	387	HOLT, Stella '93	MIDDLEBURY,VT	MID	3:38.20	(0)	56.50	
12	264	YEATON, Jessica '91	BOZEMAN,MT	MSU	3:39.10	(0)	55.00	
13	294	PHINNEY, Kelsey '94	,	MID	3:39.20	(0)	0.00	
14	287	STOREY, Sloan '94	KETCHUM,ID	UU	3:39.30	(0)	54.00	
15	253	LIOTTA, Annie '93	ANCHORAGE,AK	MSU	3:39.70	(0)	52.50	
15	295	TAYLOR, Annika '93	TRUCKEE,CA	UNH	3:39.70	(0)	52.50	
17	279	RJABOV, Marit '88	FAIRBANKS,AK	UAF	3:40.40	(0)	51.00	
18	343	MCPHETRES, Alyson '91	FAIRBANKS,AK	UAF	3:40.80	(0)	50.00	
19	351	BENUM, Silje '90	,	DU	3:40.90	(0)	49.00	
20	364	IRWIN, Deedra '92	PULASKI,WI	MTU	3:41.10	(0)	48.00	
21	395	GILL, Katie '92	DENVER,CO	DU	3:41.30	(0)	47.00	
22	260	KIRK, Stephanie '94	ANCHORAGE,AK	UVM	3:42.60	(0)	46.00	
23	247	SVENDSEN, Anna '90	,	UU	3:43.20	(0)	0.00	
23	336	ROSE, Mary '91	,	CU	3:43.20	(0)	45.00	
25	363	BACKSTRUM, Kate '92	,	MSU	3:43.40	(0)	44.00	
26	262	SMITH, Isabella '91	BEND,OR	MSU	3:43.50	(0)	0.00	
27	280	O`CONNELL, Mary '94	STEAMBOAT	DAR	3:43.70	(0)	0.00	
28	352	ROSS, Jordyn '91	MARQUETTE,MI	NMU	3:43.80	(0)	43.00	
29	308	MUCHA, Kailey '91	SOLDOTNA,AK	UWGB	3:43.90	(0)	42.00	
30	346	FLOWERS, Natalie '91	HANOVER,NH	DAR	3:44.00	(0)	0.00	
31	319	GILBERTSON, Nora '94	,	STO	3:44.90	(0)	41.00	
32	306	PACKER, Karina '92	HANOVER,NH	DAR	3:45.10	(0)	0.00	
33	292	WYNN, Carly '92	QUEENSBURY,NY	DAR	3:45.20	(0)	0.00	
34	258	SCHNURR, Theresia '88	BUHLERTAL,	UAF	3:45.70	(0)	40.00	
35	276	KILLIGREW, Megan '91	PUTNEY,VT	DAR	3:46.40	(0)	0.00	
36	320	AHMED, Sharmila '93	SAVAGE,MN	CSS	3:46.80	(0)	39.00	
37	334	ELLIS, Libby '91	MARQUETTE,MI	NMU	3:47.00	(0)	38.00	
38	325	RORABAUGH, Marisa '91	FAIRBANKS,AK	UVM	3:47.30	(0)	37.00	
39	332	MASON, Rachel '92	MAPLEWOOD,MN	MTU	3:47.40	(0)	36.00	
40	272	PISKE, Haley '93	STEAMBOAT	DAR	3:48.10	(0)	0.00	
41	271	SIMAK, Elizabeth '92	HAYWARD,WI	NMU	3:48.20	(0)	35.00	
42	340	RADONICH, Maya '91	,	UAA	3:48.30	(0)	34.00	



PL	BIB	NAME	HOME TOWN	TEAM	TIME	PLC	FINAL	PTS
43	298	BOYER, Hannah '93	FAIRBANKS,AK	NMU	3:48.80	(0)	0.00	
44	313	CIRELLI, Mary Kate '92	RUTLAND,VT	NMU	3:49.60	(0)	0.00	
45	388	ALLEN, Sarah '90	,	CSS	3:50.00	(0)	33.00	
46	393	DUSSER, Marine '88	,	UAA	3:50.20	(0)	32.00	
47	282	SELLEGREN, Gretchen '90	LEWISTON,ME	BAT	3:50.60	(0)	31.00	
48	362	FRANKOWSKI, Rosie '91	MINNEAPOLIS,MN	NMU	3:52.20	(0)	0.00	
49	305	MCDERMOTT, Cambria '93	BOZEMAN,MT	MSU	3:53.20	(0)	0.00	
50	302	STITT, Emily '92	JERICHO,VT	MID	3:53.50	(0)	0.00	
51	390	JORTBERG, Jessica '92	DENVER,CO	DU	3:55.00	(0)	30.00	
52	323	DANIELS, Sarah '91	HOUGHTON,MI	MTU	3:55.90	(0)	29.00	
53	335	GROSSMAN, Hallie '93	S. WOODSTOCK,VT	BAT	3:56.20	(0)	28.00	
54	365	SUSLA, Molly '91	FREEPORT,ME	CBC	3:57.10	(0)	27.00	
55	385	LUND, Marian '92	,	GAC	3:57.50	(0)	26.00	
56	344	DUIJNDAM, Lynn '91	HOUGHTON,MI	MTU	3:57.60	(0)	0.00	
57	391	HETT, Erica '90	BURNSVILLE,MN	GAC	3:57.70	(0)	25.00	
58	350	FREISTONE, Sarah '94	,	UAA	3:58.60	(0)	0.00	
59	327	DONOHUE, Emma '92	WATERVILLE,ME	CBC	3:58.90	(0)	24.00	
60	394	BREED, Elena '92	DENVER,CO	DU	3:59.20	(0)	0.00	
61	383	LEASK, Ingrid '90	,	UNM	4:01.30	(0)	23.00	
62	310	RORABAUGH, Eliza '93	FAIRBANKS,AK	WIL	4:03.60	(0)	22.00	
63	358	SONNESYN, Marit '93	,	GAC	4:03.70	(0)	21.00	
64	368	SULSER, Elise '93	,	STO	4:04.10	(0)	20.00	
65	301	POPE, Margaret Gene '94	,	BAT	4:05.20	(0)	19.00	
66	380	BOURNE, Kimberly '93	,	CBC	4:17.20	(0)	18.00	

66





2013 COLLEGE CUP
WOMEN'S 10K FREESTYLE

RESULTS

01/02/2013

TECHNICAL DATA

TD	()			
CHIEF OF RACE	()	HD	0 m	TEMP
JURY MEMBERS	()	MC	0 m	AIR: 0
	()	TC	0 m	SNOW 0

PL	BIB	NAME	TEAM	TIME	PTS
1	29	POKORNY, Annie	MIDDLE 	29:52.8	66.0
2	42	O`CONNELL, Mary	DARTMO 	30:03.3	65.0
3	33	HAJKOVA, Eliska	UNIVER 	30:14.9	64.0
4	108	DUSSER, Marine	UNIVER 	30:52.2	63.0
5	17	YEATON, Jessica	MONTAN 	31:07.3	62.0
6	40	GUINEY, Elizabeth	UNIVER 	31:11.8	61.0
7	27	HART, Annie	DARTMO 	31:14.7	60.0
8	34	HANNAH, Emily		31:23.2	59.0
9	10	KEMP, Rose	UNIVER 	31:27.2	58.0
10	69	BENUM, Silje	UNIVER 	32:05.1	57.0
11	16	WYNN, Carly	DARTMO 	32:22.8	56.0
12	74	TAYLOR, Annika	UNIVER 	32:24.6	55.0
13	45	ROSE, Mary	UNIVER 	32:27.1	54.0
14	60	FRANKOWSKI, Rosie	NORTHE 	32:28.4	53.0
15	1	STOREY, Sloan	UNIVER 	32:32.9	52.0
16	15	MOONEY, Heather	MIDDLE 	32:37.2	51.0
17	50	FREISTONE, Sarah	UNIVER 	32:38.0	50.0
18	73	DUIJNDAM, Lynn	MICHIG 	32:42.9	49.0
19	63	LIOTTA, Annie	MONTAN 	32:43.4	48.0
20	78	PHINNEY, Kelsey	MIDDLE 	32:46.0	47.0
21	37	STOCK, Corey	DARTMO 	32:51.7	
22	49	EDIC, Heather	UNIVER 	32:53.4	46.0
23	62	MCPHETRES, Alyson	UNIVER 	32:57.6	45.0
24	47	MCDERMOTT, Cambria	MONTAN 	33:00.2	44.0
25	41	PITNEY, Crystal	UNIVER 	33:03.1	43.0
26	57	STITT, Emily	MIDDLE 	33:07.1	
27	72	BACKSTRUM, Kate	MONTAN 	33:10.0	
28	43	GROSSMAN, Hallie	BATES 	33:12.3	42.0
29	2	PISKE, Haley	DARTMO 	33:12.7	
30	58	AHMED, Sharmila	COLLEG	33:19.6	41.0
31	162	HOLT, Stella	MIDDLE 	33:22.4	
32	64	ROSS, Jordyn	NORTHE 	33:34.5	40.0
33	68	KILLIGREW, Megan	DARTMO 	33:47.9	
34	83	BREED, Elena	UNIVER 	33:49.0	39.0
35	9	RJABOV, Marit	UNIVER 	33:52.2	
36	84	SCHNURR, Theresia	UNIVER 	33:55.1	
37	76	POPE, Margaret Gene	BATES 	33:56.0	38.0
38	44	TYLER, Parker	UNIVER 	33:57.2	37.0
39	120	SUSLA, Molly	COLBY 	34:14.3	36.0

































01/05/2013 10:35:05 AM SOLDIER HOLLOW UT

RESULTS by B.A.R.T.

PAGE 1

2013 COLLEGE CUP WOMEN'S 10K FREESTYLE



PL	BIB	NAME	TEAM	TIME	PTS
40	109	JORTBERG, Jessica	UNIVER 	34:15.5	35.0
41	8	SIMAK, Elizabeth	NORTHE 	34:19.2	34.0
42	54	CIRELLI, Mary Kate	NORTHE 	34:21.4	
43	143	MCCULLOCH, Cara	UNIVER 	34:26.6	33.0
44	3	BOYER, Hannah	NORTHE 	34:31.6	
45	104	SMITH, Isabella	MONTAN 	34:33.0	
46	124	ALLEN, Sarah	COLLEG 	34:33.7	32.0
47	59	SPRECHER, Patricia	UNIVER 	34:34.0	
48	132	LEASK, Ingrid	UNIVER 	34:43.4	31.0
49	79	DANIELS, Sarah	MICHIG 	34:46.9	30.0
50	20	ELLIS, Libby	NORTHE 	34:47.6	
51	13	MUCHA, Kailey	UNIVER 	34:50.8	29.0
52	110	LUND, Marian	GUSTAV 	34:58.6	28.0
53	125	HAYES, Julia	MONTAN 	35:04.6	
54	61	KIRK, Stephanie	UNIVER 	35:10.6	27.0
55	137	SULSER, Elise	ST 	35:13.1	26.0
56	130	DONOHUE, Emma	COLBY 	35:16.6	25.0
57	164	ELLIOTT, Paige	DARTMO 	35:25.5	
58	128	GILBERTSON, Nora	ST 	35:29.4	24.0
59	21	SVENDSEN, Anna	UNIVER 	35:41.4	
60	140	HETT, Erica	GUSTAV 	35:41.5	23.0
61	154	FLOWERS, Natalie	DARTMO 	35:41.9	
62	88	MASON, Rachel	MICHIG 	35:43.2	22.0
63	105	SELLEGREN, Gretchen	BATES 	35:44.6	21.0
64	99	EDIC, Megan	NORTHE 	35:49.0	
65	165	BLACKMER, Emily	DARTMO 	35:51.7	
66	116	RADONICH, Maya	UNIVER 	36:10.7	20.0
67	51	IRWIN, Deedra	MICHIG 	36:30.3	
68	126	BOURNE, Kimberly	COLBY 	36:41.4	19.0
69	155	SONNESYN, Marit	GUSTAV 	37:00.2	18.0
70	115	PACKER, Karina	DARTMO 	37:38.3	
71	113	RORABAUGH, Eliza	WIL 	38:47.8	17.0

2013 COLLEGE CUP WOMEN'S 10K FREESTYLE











































2013 COLLEGE CUP
MEN'S 15K FREESTYLE

RESULTS






01/02/2013

TECHNICAL DATA

TD	()			
CHIEF OF RACE	()	HD	0 m	TEMP
JURY MEMBERS	()	MC	0 m	AIR: 0
	()	TC	0 m	SNOW 0

PL	BIB	NAME	TEAM	TIME	PTS
1	234	NORRIS, David	MONTAN 	38:35.3	66.0
2	210	PATTERSON, Scott	UNIVER 	38:35.9	65.0
3	233	TARLING, Sam	DARTMO 	38:49.1	64.0
4	209	SINCLAIR, David	DARTMO 	38:51.4	63.0
5	224	HAVLICK, Miles	UNIVER 	38:59.3	62.0
6	208	MCCREREY, Tucker	UNIVER 	39:04.6	61.0
7	232	SOEDERMAN, Erik	NORTHE 	39:06.9	60.0
8	206	ULSUND, Einar	UNIVER 	39:09.9	59.0
9	245	EBNER, Lukas	UNIVER 	39:28.5	58.0
10	270	CARTWRIGHT, George	NORTHE 	39:39.8	57.0
11	219	BRATRUD, Kyle	NORTHE 	39:41.9	56.0
12	205	HANNEMAN, Logan	UNIVER 	39:43.3	55.0
13	203	DOUGHERTY, Andrew	UNIVER 	39:46.3	54.0
14	305	MADDEN, Patrick	MONTAN 	39:51.8	53.0
15	290	LACY, Scott	DARTMO 	39:52.3	52.0
16	213	BRAENMARK, Viktor	UNIVER 	39:53.7	51.0
17	289	OTTO, Christian	UNIVER 	40:03.0	50.0
18	212	SCHALLINGER, Michael	MONTAN 	40:06.9	49.0
19	261	KORNFELD, Tyler	UNIVER 	40:10.7	48.0
20	247	TREINEN, Lex	UNIVER 	40:12.7	47.0
21	278	BROWN, Rogan	UNIVER 	40:27.8	46.0
22	248	BELLET, Noe	UNIVER 	40:31.4	
23	250	BOWLER, Chris	NORTHE 	40:36.0	
24	302	BYE BREVIK, Joergen	UNIVER 	40:37.4	45.0
25	271	MORGAN, Cole	UNIVER 	40:46.2	44.0
26	253	PERSSON, Niklas	UNIVER 	40:58.1	
27	260	TALBOT, Silas	DARTMO 	40:58.7	
28	319	RYERSON, Anthony	HAR 	41:00.3	43.0
29	263	VON THADEN, Charlie	UNIVER 	41:03.2	42.0
30	307	SOERLUND, Kristian	UNIVER 	41:05.5	41.0
31	303	OLEX, Max	UNIVER 	41:12.9	
32	265	FEHRENBACH, Michael	UNIVER 	41:18.0	
33	262	BUETOW, Jordan	BATES 	41:19.5	40.0
34	259	WICHERSKI, Will	WILLIA 	41:20.7	39.0
34	313	RABON, Thomas	DARTMO 	41:20.7	
36	286	MAIFELD-CARUCCI, Akeo	UNIVER 	41:24.7	38.0
37	273	RYBKIN, Vanya	WILLIA 	41:25.5	37.0
38	295	HAJDUKOVICH, Stefan	UNIVER 	41:25.6	
39	254	FAGERSTROM, Erik	DARTMO	41:25.8	



PL	BIB	NAME	TEAM	TIME	PTS
40	272	VIGERS, Michael	UNIVER 	41:35.5	36.0
41	299	MILLIKEN, Lucas	BATES 	41:36.9	35.0
42	242	BECHTIGER, Raphael	MICHIG 	41:38.4	34.0
43	277	MOELGAARD-NIELSEN, Lasse	UNIVER 	41:41.5	33.0
44	294	DU PASQUIER, Arnaud	UNIVER 	41:41.6	32.0
45	243	MARKSET, Trygve	UNIVER 	41:42.9	
46	330	BREWER, Kenneth	UNIVER 	41:44.1	
47	249	LOEFFLER, Jonas	UNIVER 	41:45.9	
48	342	BROMLEY, Luke	MONTAN 	41:46.4	
49	293	WONG, Matthew	MICHIG 	42:07.9	31.0
50	316	GESIOR, Luke	MICHIG 	42:12.1	30.0
51	300	SPRINGER, John	UNIVER 	42:19.5	29.0
52	333	BREWSTER, Brandon	UNIVER 	42:26.1	
53	324	DUGAN, Matthew	UNIVER 	42:36.2	
54	346	WOODBECK, Jay	MICHIG 	42:41.5	
55	341	JOHNSTON, Galen	UNIVER 	42:57.3	
56	359	ELFSTROM, Sam	NORTHE 	43:03.9	
57	314	HANSON, Kyle	MICHIG 	43:07.3	
58	264	REED, Sam	UNIVER 	43:08.3	28.0
59	216	MANGAN, Steve	DARTMO 	43:12.3	
60	321	MCGARTHWAITE, Dylan	MIDDLE 	43:12.8	27.0
61	327	HAMILTON, Alex	BATES 	43:14.9	26.0
62	334	PHELAN, Scott	MONTAN 	43:22.4	
63	345	WOODS, Sean	BATES 	43:28.8	
64	410	NIESS, Pierre	UNIVER 	43:44.7	25.0
65	331	ARNOLD, Andrew	UNIVER 	43:45.1	
66	284	DIXON, John	COLBY 	44:01.3	24.0
67	311	HUGUS, Benjamin	NORTHE 	44:07.7	
68	431	BLANKENSHIP, Joshua	GUSTAV 	44:12.5	23.0
69	335	MICHAUD, Nicholas	BATES 	44:12.6	
70	329	STEELE, Jack	MIDDLE 	44:19.2	22.0
71	435	EUSDEN, Riley	MIDDLE 	44:28.8	21.0
72	339	DUNLAP, Davis	UNIVER 	44:35.0	
73	391	HARRER, Corky	BATES 	44:35.8	
74	325	GLEN, John	UNIVER 	44:54.3	
75	387	MEYER, Will	UNIVER 	45:11.8	20.0
76	428	MORGAN, Jake	COLLEG 	45:52.0	19.0
77	367	WAGNER, Zach	COLLEG 	47:25.7	18.0
78	336	NEAL, Robert	MIDDLE 	49:39.6	17.0

2013 COLLEGE CUP MEN'S 15K FREESTYLE



EISA SKIING
2013 COLLEGE CUP
01/02/2013
TEAM SCORES

1.	DARTMOUTH COLLEGE	DAR	708.5
2.	UNIVERSITY OF UTAH	UU	696.0
3.	MONTANA STATE UNIVERSITY	MSU	603.5
4.	UNIV OF ALASKA-FAIRBANKS	UAF	579.0
5.	NORTHERN MICHIGAN UNIV	NMU	575.5
6.	UNIVERSITY OF DENVER	DU	566.0
7.	UNIV OF ALASKA-ANCHORAGE	UAA	561.5
8.	MIDDLEBURY COLLEGE	MID	501.5
9.	UNIVERSITY OF COLORADO	CU	445.0
10.	BATES COLLEGE	BAT	435.0
11.	UNIV OF NEW HAMPSHIRE	UNH	432.5
12.	MICHIGAN TECH UNIVERSITY	MTU	417.5
13.	UNIVERSITY OF VERMONT	UVM	377.5
14.	COLBY COLLEGE	CBC	216.0
15.	GUSTAVUS ADOLPHUS COLLEGE	GAC	204.0
16.	COLLEGE OF ST SCHOLASTICA	CSS	188.0
16.	WILLIAMS COLLEGE	WIL	188.0
18.	HARVARD UNIVERSITY	HAR	172.0
19.	UNIVERSITY OF NEW MEXICO	UNM	132.0
20.	ST OLAF COLLEGE	STO	111.0
21.	UNIV OF WISCONSIN-GREEN BAY	UWGB	71.0
22.	BOWDOIN COLLEGE	BOW	67.0

WOMENS 1.4K CLASSIC SPRINT

1) DAR 184.5 2) MID 179.5 3) UU 173.0 4) MSU 151.5 5) UAF 141.0 6) UAA 129.0
7) DU 126.0 8) UNH 118.5 9) NMU 116.0 10) MTU 113.0 11) CU 104.0 12) UVM 83.0
13) BAT 78.0 14) CSS 72.0 14) GAC 72.0 16) CBC 69.0 17) STO 61.0 18) UWGB 42.0
19) UNM 23.0 20) WIL 22.0

MENS 1.6 K CLASSIC SPRINT

1) UU 194.0 2) DU 169.0 3) DAR 164.0 4) NMU 159.5 5) BAT 155.0 6) UAF 154.0
7) UAA 144.5 8) MSU 130.0 9) UVM 112.5 10) MTU 108.5 11) CU 93.0 12) MID 92.0
13) UNH 90.0 14) WIL 73.0 15) BOW 46.0 16) CBC 43.0 17) UNM 34.0 18) HAR 32.0
19) CSS 24.0 20) GAC 22.0

WOMEN'S 10K FREESTYLE

1) DAR 181.0 2) MID 164.0 3) MSU 154.0 4) UNH 147.0 4) UU 147.0 6) UAA 146.0
7) CU 138.0 8) UAF 134.0 9) DU 131.0 10) NMU 127.0 11) MTU 101.0 11) BAT 101.0
13) CBC 80.0 14) CSS 73.0 15) GAC 69.0 16) HAR 59.0 17) STO 50.0 18) UWGB 29.0
19) UVM 27.0 20) WIL 17.0

MEN'S 15K FREESTYLE

1) UU 182.0 2) DAR 179.0 3) NMU 173.0 4) MSU 168.0 5) UVM 155.0 6) UAF 150.0
7) UAA 142.0 8) DU 140.0 9) CU 110.0 10) BAT 101.0 11) MTU 95.0 12) HAR 81.0
13) UNH 77.0 14) WIL 76.0 15) UNM 75.0 16) MID 66.0 17) GAC 41.0 18) CBC 24.0
19) BOW 21.0 20) CSS 19.0

